



District Report Card: 2017


State: Meghalaya	District: West Khasi Hills
Class: 8	Subject: Mathematics
Schools: 51	Students: 815


Participation/Coverage


Students

GENDER 	Boys		Girls	
	Number	%	Number	%
	368	45.15	447	54.85

AREA 	Rural		Urban	
	Number	%	Number	%
	700	85.89	115	14.11

CATEGORY 	SC		ST		OBC		GEN	
	Number	%	Number	%	Number	%	Number	%
	0	0.00	815	100.00	0	0.00	0	0.00

CWSN 	LD	VI	HI	S&LD	ID	Oth
	0	1	1	0	0	4

Management 	Government		Government-aided	
	Number	%	Number	%
	155	19.02	660	80.98

Average Performance of Students in Mathematics (%)

Overall	Gender		Area		Management		Social Group			
	Male	Female	Rural	Urban	Govt.	Aided	SC	ST	OBC	GEN
36.85	36.70	36.97	37.76	31.30	35.53	37.16	0.00	36.85	0.00	0.00

Performance on Learning Outcomes (LOs)

Learning Outcomes	Description	Average Performance(%)
M601	Solves problems involving large numbers by applying appropriate operations	34.83
M606	Solves problems on daily life situations involving addition and subtraction of fractions / decimals	29.60
M620	Finds out the perimeter and area of rectangular objects in the surroundings like floor of the class room, surfaces of a chalk box etc.	28.51
M621	Arranges given/collected information in the form of table, pictograph and bar graph and interprets them	23.88
M702	Interprets the division and multiplication of fractions	31.17
M705	Solves problems related to daily life situations involving rational numbers	41.96
M706	Uses exponential form of numbers to simplify problems involving multiplication and division of large numbers	23.00
M707	Adds/subtracts algebraic expressions	48.34
M710	Solves problems related to conversion of percentage to fraction and decimal and vice versa	26.39
M717	Finds out approximate area of closed shapes by using unit square grid/graph sheet	30.35
M719	Finds various representative values for simple data from her/his daily life contexts like mean, median and mode	51.44
M721	Interprets data using bar graph	40.68
M801	Generalizes properties of addition, subtraction, multiplication and division of rational numbers through patterns	17.68
M802	Finds rational numbers between two given rational numbers	47.46
M803	Proves divisibility rules of 2, 3, 4, 5, 6, 9 and 11	38.06
M804	Finds squares, cubes, square roots and cube roots of numbers using different methods	41.65
M808	Uses various algebraic identities in solving problems of daily life	42.62
M812	Verifies properties of parallelogram and establishes the relationship between them through reasoning	28.35
M818	Finds surface area and volume of cuboidal and cylindrical object	40.19
M819	Draws and interprets bar charts and pie charts	50.55

Range of Performance of Students who Answered Correctly							
Below 30%		30% - 50%		50% - 75%		Above 75%	
Number	%	Number	%	Number	%	Number	%
290	35.58	357	43.80	149	18.28	19	2.33

Lowest Performing Learning Outcomes (LOs)

1 - Generalizes properties of addition, subtraction, multiplication and division of rational numbers through patterns (17.68)

2 - Uses exponential form of numbers to simplify problems involving multiplication and division of large numbers (23.00)

- 3 - Arranges given/collected information in the form of table, pictograph and bar graph and interprets them (23.88)
- 4 - Solves problems related to conversion of percentage to fraction and decimal and vice versa (26.39)
- 5 - Verifies properties of parallelogram and establishes the relationship between them through reasoning (28.35)